



More Family Activities



Family Activity #1:

Hosting a Family Political Discussion

Preparation

- ✓ Prepare copies of Invitation for each student (See Page 3).
- ✓ Prepare copies of *Hosting a Political Discussion* (See Page 4).

Instructions

- ✓ Ask students to share previous family discussions.
- ✓ Ask students to share some things they have learned about voting and elections in class.
- ✓ Tell students they are going to plan a family discussion about voting. Students will be the “leaders” for the discussion.
- ✓ Give students the *Hosting a Political Discussion* page. Explain the directions and ask students for comments, questions.
- ✓ Give each student a blank invitation. Ask them to fill in the information, decorate it, and invite participants.
- ✓ Assign a due date for the return of the signed paper. (See bottom of *Hosting a Political Discussion*)

Family Activity #2:

Election Scavenger Hunt

Preparation

- ✓ Make copies of Election Scavenger Hunt directions for each student.
- ✓ Gather lunch sacks for students to decorate.

Instructions

- ✓ Have students decorate a “lunch sack container” for the scavenger hunt using the theme of red/white/blue and elections.
- ✓ Distribute the Election Scavenger Hunt directions.
- ✓ Read the directions and clarify to the students they need only find as many items as possible. (It is not necessary to find everything on the list).
- ✓ Assign students a due date.



Family Activity #3: *Symbol Search*

Preparation

- ✓ Prepare copies of *Symbol Sheet* and cut the symbols apart. (Each student needs two symbols - see page 7.)
- ✓ Prepare copies of *Symbol Search* page for each student (See Page 6).

Instructions

- ✓ Allow each student to draw two symbols from a bag or hat (Students may draw again if they draw two of the same symbol).
- ✓ Have students paste symbols in the circles on the *Symbol Search* page.
- ✓ Tell the students to work with their families to identify places they see the symbols (examples: bumper stickers, television commercials).
- ✓ Ask the students to document sites displaying symbols (example: on a dollar bill, on a poster).

Family Activity #4: *Election Night Recipes*

Preparation

- ✓ Prepare copies of the letter and recipe page for each student (See Pages 8-9).

Instructions

- ✓ Ask students to brainstorm ways people celebrate (examples: parties, dinners, singing).
- ✓ Tell students: *One way people celebrate is to make special foods to share.*
- ✓ Ask students to describe foods they have had on special occasions.
- ✓ Tell students election night is a night to celebrate. And the class is going to make recipe books of special foods they can share with their families.
- ✓ Pass out the letter and recipe page and explain the directions.
- ✓ Collect the recipes, run copies for each student and three hole punch.
- ✓ Have students decorate a construction paper cover and tie books together by lacing yarn or string through the holes.
- ✓ Send books home to share with families. Encourage students to select one or more recipe(s) to prepare on election day.

Ask Questions

- ☆ How do we celebrate special occasions?
- ☆ Do we celebrate election day in our country?
- ☆ Should we celebrate more? Why?



**You're Invited to
A Family Political Discussion**

Date: _____

Time: _____

Place: _____

Purpose: _____

Rules for Participants
Listen to Others
No Put-Downs
Respect for All

Hosting a Family Political Discussion



You Need:

- ✓ An invitation to let your family know about the discussion
- ✓ 20 minutes together as a family
- ✓ A comfortable place to sit, such as the kitchen table, or the living room

Directions for the leader:

1. Invite the participants.
2. Start the discussion by stating the purpose. (for example, “We are going to discuss the upcoming election.”)
3. Review the “Rules for Participants”
4. Ask a question (see below or pose one of your own) and allow all participants a chance to respond.
5. Encourage all participants to get involved and ask questions of one another.
6. Use at least three questions from below.

Rules for Participants

Listen to Others
No Put-Downs
Respect for All

Choose three to five questions to ask during the discussion:

- ☆ Why do you think voting is important?
- ☆ Why do you think some people don't vote?
- ☆ What characteristics do you think a candidate should have?
- ☆ How can we find information about the candidates?
- ☆ Which candidate do you support? Explain.
- ☆ What is your stand on Proposition?
- ☆ What are some problems in our community?
- ☆ What can we do as a family to help our community?

Signatures of family members who participated:

Due Date: _____



Election Day Scavenger Hunt



Dear Families,

As you may know, we have been using the Kids Voting Curriculum© in our classroom to learn about the rights and responsibilities of voting. Election Day is just around the corner. Your child is preparing to vote with you on that day.

In preparation for that event please work together to complete the Election Scavenger Hunt. Use newspapers, magazines, campaign literature, phone books, etc. to find these items. Put the items in a lunch sack or plastic bag to bring to school.

Happy Hunting!!!!

Sincerely,

Due Date: _____

Scavenger Hunt Directions

Find as many as you can!! Place the items in a bag.

- A picture of a candidate
- A sample ballot
- A political cartoon
- A party symbol
- The word "Democrat" in print
- The word "Republican" in print
- The phone number of a candidate's headquarters
- A political advertisement
- A political endorsement
- A picture of the spouse (husband or wife) of a candidate
- A chart or table showing the results of a survey or poll
- The hours of a polling site




Family Activity

Symbol Search




Kids Voting is in full swing at our school. We have been learning about the importance of voting and becoming more aware of the upcoming election. We hope all of our students will be able to accompany a parent or guardian to the polls on election day.

During elections American symbols are displayed on television, bumper stickers, signs, and posters. As a family, record some of the places you see these two American symbols.






Places we saw this symbol:



Places we saw this symbol:

Due Date: _____





Recipes for Election Day




Dear Parents,

Election Day is_____. As you know, we have been learning about the value of voting as well as the requirements and procedures for voting. In preparation to celebrate voting on election day, our class is making a book of recipes to share.

Please work with your child to record a favorite recipe that could be served on election day (recipe form attached). The recipe can be for breakfast, lunch, dinner, dessert, or a snack. Our class will combine recipes into a booklet so everyone's family can have a great resource of fun food ideas to prepare on election day.

Thank you for your contribution!

Sincerely,



Name of recipe: _____

From: _____

Ingredients: